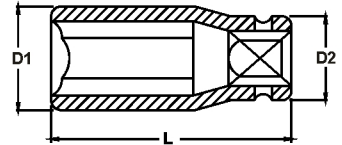
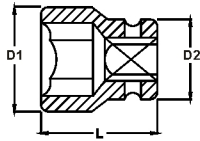


1/2" & 3/8" IMPACT SOCKET

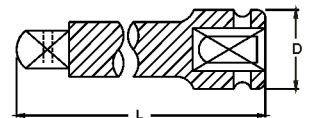
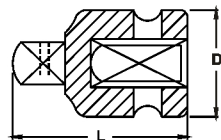


	Model No.	Size (mm)	D1 (mm)	D2 (mm)	L (mm)
3/8" DR. Regular length impact socket (DIN 3129. CR-MO)					
3/8"	D031-07M	7	12.1	19	32
	D031-08M	8	13.5	19	32
	D031-09M	9	14.6	19	32
	D031-10M	10	15.9	19	32
	D031-11M	11	17.2	19	32
	D031-12M	12	18.4	19	32
	D031-13M	13	19.6	22	32
	D031-14M	14	20.9	22	32
	D031-16M	16	23.4	22	32
	D031-17M	17	24.6	22	32
	D031-18M	18	25.9	22	32
	D031-19M	19	27.1	22	32
D031-21M	21	30.3	22	32	
D031-22M	22	31.6	22	32	

	Model No.	Size (mm)	D1 (mm)	D2 (mm)	L (mm)
3/8" DR. Deep length impact socket (DIN 3129. CR-MO)					
3/8"	D033-07M	7	12.1	19	63
	D033-08M	8	13.5	19	63
	D033-09M	9	14.6	19	63
	D033-10M	10	15.9	19	63
	D033-11M	11	17.2	19	63
	D033-12M	12	18.4	19	63
	D033-13M	13	19.6	22	63
	D033-14M	14	20.9	22	63
	D033-16M	16	23.4	22	63
	D033-17M	17	24.6	22	63
	D033-18M	18	25.9	22	63
	D033-19M	19	27.1	22	63
D033-21M	21	30.3	22	63	
D033-22M	22	31.6	22	63	

	Model No.	Size (mm)	D1 (mm)	D2 (mm)	L (mm)
1/2" DR. Regular length impact socket (DIN 3129. CR-MO)					
1/2"	D041-08M	8	14.6	25	38
	D041-09M	9	15.8	25	38
	D041-10M	10	17.1	25	38
	D041-11M	11	18.4	25	38
	D041-12M	12	19.6	25	38
	D041-13M	13	20.8	25	38
	D041-14M	14	22.1	25	38
	D041-15M	15	23.3	30	38
	D041-16M	16	24.6	30	38
	D041-17M	17	25.8	30	38
	D041-18M	18	27.1	30	38
	D041-19M	19	28.3	30	38
	D041-21M	21	30.8	30	38
	D041-22M	22	32.3	30	38
	D041-23M	23	33.3	30	43
	D041-24M	24	34.6	30	43
D041-27M	27	38.3	30	43	
D041-30M	30	42.1	30	48	
D041-32M	32	44.6	30	48	

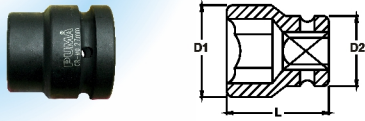
	Model No.	Size (mm)	D1 (mm)	D2 (mm)	L (mm)
1/2" DR. Regular length impact socket (DIN 3129. CR-MO)					
1/2"	D043-08M	8	14.6	25	78
	D043-09M	9	15.8	25	78
	D043-10M	10	17.1	25	78
	D043-11M	11	18.4	25	78
	D043-12M	12	19.6	25	78
	D043-13M	13	20.8	25	78
	D043-14M	14	22.1	25	78
	D043-15M	15	23.3	30	78
	D043-16M	16	24.6	30	78
	D043-17M	17	25.8	30	78
	D043-18M	18	27.1	30	78
	D043-19M	19	28.3	30	78
	D043-21M	21	30.8	30	78
	D043-22M	22	32.3	30	78
	D043-23M	23	33.3	30	78
	D043-24M	24	34.6	30	78
D043-27M	27	38.3	30	78	
D043-30M	30	42.1	30	78	
D043-32M	32	44.6	30	78	



	Model No.	Size	D (mm)	L (mm)
3/8" & 1/2" Adapter (DIN 3129. CR-MO)				
3/8"	D03A-08M	1/2"	22	28
1/2"	D04A-06M	3/8"	25	38
	D04A-12M	3/4"	30	48

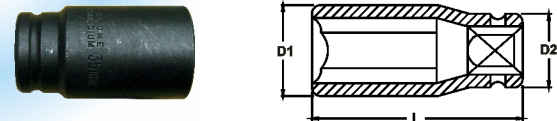
	Model No.	Size	D (mm)	L (mm)
3/8" & 1/2" Extension bar (DIN 3129. CR-MO)				
3/8"	D03E-03M	3"	19	75
	D03E-06M	6"	19	150
1/2"	D04E-03M	3"	25	75
	D04E-05M	5"	25	125
	D04E-10M	10"	25	250

3/4" & 1" IMPACT SOCKET



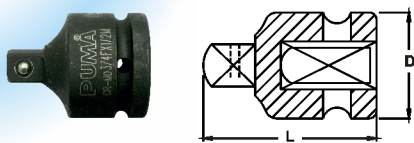
	Model No.	Size (mm)	D1 (mm)	D2 (mm)	L (mm)
3/4" DR. Regular length impact socket (DIN 3129. CR-MO)					
3/4"	D061-17M	17	30.1	44	50
	D061-19M	19	32.6	44	50
	D061-21M	21	35.1	44	50
	D061-22M	22	36.6	44	50
	D061-23M	23	37.6	44	50
	D061-24M	24	38.9	44	50
	D061-26M	26	41.3	44	53
	D061-27M	27	42.6	44	53
	D061-30M	30	46.4	44	53
	D061-32M	32	48.9	44	56
	D061-33M	33	50.6	44	56
	D061-36M	36	53.9	44	56
	D061-38M	38	56.4	44	57
	D061-40M	40	58.9	44	57
	D061-41M	41	60.1	44	57
	D061-42M	42	61.4	44	57
D061-46M	46	66.4	44	62	
D061-47M	47	67.6	44	67	
D061-50M	50	71.4	54	72	

	Model No.	Size (mm)	D1 (mm)	D2 (mm)	L (mm)
1" DR. Regular length impact socket (DIN 3129. CR-MO)					
1"	D081-19M	19	35.6	54	58
	D081-21M	21	38.1	54	58
	D081-23M	23	40.6	54	58
	D081-24M	24	41.9	54	58
	D081-27M	27	45.6	54	58
	D081-28M	28	47.0	54	58
	D081-30M	30	49.4	54	60
	D081-31M	31	50.6	54	60
	D081-32M	32	51.9	54	61
	D081-33M	33	53.6	54	61
	D081-35M	35	55.7	54	61
	D081-36M	36	56.9	54	65
	D081-38M	38	59.4	54	65
	D081-41M	41	63.1	54	65
	D081-46M	46	69.4	54	74
	D081-50M	50	74.4	54	74
D081-55M	55	80.7	54	85	
D081-60M	60	87.1	54	89	

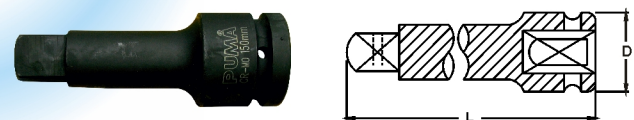


	Model No.	Size (mm)	D1 (mm)	D2 (mm)	L (mm)
3/4" DR. Deep length impact socket (DIN 3129. CR-MO)					
3/4"	D063-17M	17	30.1	44	90
	D063-19M	19	32.6	44	90
	D063-21M	21	35.1	44	90
	D063-22M	22	36.6	44	90
	D063-23M	23	37.6	44	90
	D063-24M	24	38.9	44	90
	D063-26M	26	41.3	44	90
	D063-27M	27	42.6	44	90
	D063-30M	30	46.4	44	90
	D063-32M	32	48.9	44	90
	D063-33M	33	50.6	44	90
	D063-36M	36	53.9	44	90
	D063-38M	38	56.4	44	90
	D063-40M	40	58.9	44	90
	D063-41M	41	60.1	44	90
	D063-42M	42	61.4	44	90
D063-46M	46	66.4	44	90	
D063-47M	47	67.6	44	90	
D063-50M	50	71.4	54	90	

	Model No.	Size (mm)	D1 (mm)	D2 (mm)	L (mm)
1" DR. Deep length impact socket (DIN 3129. CR-MO)					
1"	D083-19M	19	35.6	54	90
	D083-21M	21	38.1	54	90
	D083-23M	23	40.6	54	90
	D083-24M	24	41.9	54	90
	D083-27M	27	45.6	54	90
	D083-28M	28	47.0	54	90
	D083-30M	30	49.4	54	90
	D083-31M	31	50.6	54	90
	D083-32M	32	51.9	54	90
	D083-33M	33	53.6	54	90
	D083-35M	35	55.7	54	90
	D083-36M	36	56.9	54	90
	D083-38M	38	59.4	54	90
	D083-41M	41	63.1	54	90
	D083-46M	46	69.4	54	100
	D083-50M	50	74.4	54	100
D083-55M	55	80.7	54	100	
D083-60M	60	87.1	54	120	



	Model No.	Size	D (mm)	L (mm)
3/4" & 1" Adapter (DIN 3129. CR-MO)				
3/4"	D06A-08M	1/2"	44	58
	D06A-16M	1"	44	63
1"	D08A-12M	3/4"	54	75



	Model No.	Size	D (mm)	L (mm)
3/4" & 1" Extension bar (DIN 3129. CR-MO)				
3/4"	D06E-06M	6"	44	150
	D06E-08M	8"	44	200
	D06E-10M	10"	44	250
1"	D08E-06M	6"	54	150
	D08E-08M	8"	54	200



	Model No.	Size (mm)	L (mm)	D (mm)	Wt. (g)
3/8" Drive Hex. Impact socket (DIN 3129. CR-MO)					
3/8"	D03H-04M	4	52	20	55
	D03H-05M	5	52	20	57
	D03H-06M	6	52	20	60
	D03H-07M	7	52	20	63
	D03H-08M	8	52	20	67
	D03H-10M	10	52	20	74
	D03H-12M	12	52	20	85
1/2" Drive Hex. Impact socket (DIN 3129. CR-MO)					
1/2"	D04H-04M	4	60	25	74
	D04H-05M	5	60	25	76
	D04H-06M	6	60	25	79
	D04H-08M	8	60	25	87
	D04H-10M	10	60	25	96
	D04H-12M	12	60	25	106
	D04H-14M	14	60	25	120
	D04H-16M	16	60	25	135
	D04H-17M	17	60	25	146
	D04H-19M	19	60	25	162
	D04H-22M	22	60	25	185
1/2" Drive Deep Hex. Impact socket (DIN 3129. CR-MO)					
1/2"	D04HD-04M	4	78	25	78
	D04HD-05M	5	78	25	81
	D04HD-06M	6	78	25	86
	D04HD-08M	8	78	25	100
	D04HD-10M	10	78	25	114
	D04HD-12M	12	78	25	132
	D04HD-14M	14	78	25	155
	D04HD-16M	16	78	25	180
	D04HD-17M	17	78	25	191
	D04HD-19M	19	78	25	216
	D04HD-22M	22	78	25	255
3/4" Drive Hex. Impact socket (DIN 3129. CR-MO)					
3/4"	D06H-14M	14	105	42	401
	D06H-17M	17	105	42	438
	D06H-19M	19	105	42	491
	D06H-22M	22	105	42	561
	D06H-24M	24	105	42	607
	D06H-27M	27	105	42	687

	Model No.	Size (mm)	L (mm)	D (mm)	Wt. (g)	
3/8" Drive Torx Impact socket (DIN 3129. CR-MO)						
3/8"	D03TR-20M	T-20	52	20	55	
	D03TR-25M	T-25	52	20	56	
	D03TR-27M	T-27	52	20	56	
	D03TR-30M	T-30	52	20	58	
	D03TR-40M	T-40	52	20	61	
	D03TR-45M	T-45	52	20	64	
	D03TR-50M	T-50	52	20	67	
1/2" Drive Torx Impact socket (DIN 3129. CR-MO)						
1/2"	D04TR-25M	T-25	60	25	75	
	D04TR-27M	T-27	60	25	76	
	D04TR-30M	T-30	60	25	77	
	D04TR-40M	T-40	60	25	80	
	D04TR-45M	T-45	60	25	88	
	D04TR-50M	T-50	60	25	93	
	D04TR-55M	T-55	60	25	101	
	D04TR-60M	T-60	60	25	111	
	D04TR-70M	T-70	60	25	122	
	1/2" Drive Deep Torx Impact socket (DIN 3129. CR-MO)					
	1/2"	D04TRD-25M	T-25	78	25	79
D04TRD-27M		T-27	78	25	80	
D04TRD-30M		T-30	78	25	81	
D04TRD-40M		T-40	78	25	84	
D04TRD-45M		T-45	78	25	92	
D04TRD-50M		T-50	78	25	96	
D04TRD-55M		T-55	78	25	110	
D04TRD-60M		T-60	78	25	128	
D04TRD-70M		T-70	78	25	145	
3/4" Drive Torx Impact socket (DIN 3129. CR-MO)						
3/4"		D06TR-70M	T-70	105	42	400
	D06TR-80M	T-80	105	42	420	
	D06TR-90M	T-90	105	42	440	
	D06TR-100M	T-100	105	42	490	

IMPACT SOCKET SET

	Model	Description
	309ASS	9 Pcs 3/8" Impact Socket SAE Size : 5/16", 3/8", 7/16", 1/2", 9/16", 5/8", 11/16", 3/4", Metal Box Packing : 40 set/24 kg/0.6'
	309ASM	9 Pcs 3/8" Impact Socket Metric Size : 8, 10, 11, 12, 13, 14, 17, 19, Metal Box ◦ Packing : 40 set/24 kg/0.6'
	309ADS	9 Pcs 3/8" Deep Impact Socket SAE Size : 5/16", 3/8", 7/16", 1/2", 9/16", 5/8", 11/16", 3/4", Metal Box Packing : 20 set/24 kg/0.45'
	309ADM	9 Pcs 3/8" Deep Impact Socket Metric Size : 8, 10, 12, 13, 14, 15, 17, 19, Metal Box Packing : 20 set/24 kg/0.45'
	411ASS	11 Pcs 1/2" Impact Socket SAE Size : 7/16", 1/2", 9/16", 5/8", 11/16", 3/4", 13/16", 7/8", 15/16", 1", Metal Box ◦ Packing : 20 set/26 kg/0.6'
	411ASM	11 Pcs 1/2" Impact Socket Metric Size : 11, 12, 13, 14, 16, 17, 19, 21, 22, 24, Metal Box ◦ Packing : 20 set/26 kg/0.6'
	412ADS	12 Pcs 1/2" Deep Impact Socket SAE Size : 3/8", 7/16", 1/2", 9/16", 5/8", 11/16", 3/4", 13/16", 7/8", 15/16", 1", Metal Box Packing : 10 set/29 kg/0.5'
	412ADM	12 Pcs 1/2" Deep Impact Socket Metric Size : 10, 11, 12, 13, 14, 16, 17, 19, 21, 22, 24, Metal Box Packing : 10 set/29 kg/0.5'
	609ASSB	9 Pcs 3/4" Impact Socket SAE Size : 3/4", 13/16", 7/8", 15/16", 1", 1-1/16", 1-1/8", 1-1/4", Metal Box Packing : 12 set/24 kg/0.5'
	609ASMB	9 Pcs 3/4" Impact Socket Metric Size : 19, 21, 22, 24, 26, 27, 29, 32, Metal Box ◦ Packing : 12 set/24 kg/0.5'
	609ADSA	9 Pcs 3/4" Deep Impact Socket SAE Size : 1", 1-1/16", 1-1/8", 1-1/4", 1-5/16", 1-3/8", 1-7/16", 1-1/2", Metal Box Packing : 4 set/24 kg/0.6'
	609ADMA	9 Pcs 3/4" Deep Impact Socket Metric Size : 26, 27, 29, 30, 32, 35, 36, 38, Metal Box ◦ Packing : 4 set/24 kg/0.6'
	806ASS	6 Pcs 1" Impact Socket SAE Size : 1-1/4", 1-3/8", 1-7/16", 1-1/2", 1-5/8", Metal Box Packing : 6 set/24 kg/0.5'
	806ASM	6 Pcs 1" Impact Socket Metric Size : 32, 35, 36, 38, 41, Metal Box Packing : 6 set/24 kg/0.5'
	808ADS	8 Pcs 1" Deep Impact Socket SAE Size : 13/16", 15/16", 1", 1-1/16", 1-1/8", 1-1/4", 1-1/2", Metal Box Packing : 4 set/31 kg/0.62'
	808ADM	8 Pcs 1" Deep Impact Socket Metric Size : 21, 24, 26, 27, 29, 32, 38, Metal Box ◦ Packing : 4 set/31 kg/0.62'