



Environment
Friendly



Energy
Saving(VSD)



Quiet



E series PISTON-TYPE

Air power
空之能·氣蒼穹

Air expert
空氣的專家



Screw Air Compressor, Air Dryer, Air Tools are available,
welcome for the procurement.



ISO-9001 / 13485 CE UL FDA REACH

COMPANY INTRODUCTION

Founded in 1969 by Eming Hsiao, **PUMA** has been working continuously with its partners and sponsors internationally and became a multinational company thereafter. **PUMA** sells and produces all type of Air Compressors, Air Tools, Pressure Washer, Medical Equipment, Pressure Vessels, and related accessories / spare parts worldwide. In 1979, we integrated Air Compressors' "Power Source" with Air Tools / Accessories' "Diversified Application", resulted in an integral air system and fulfilled our goal to become the first "AIR CENTER".

PUMA established General Management, Research & Development, Marketing & Sales 3 major centers in H.Q., and production department in 1996 to become the global supply chain. With the effective application of PDM, SCM, GLM, CRM, ERP management systems, we are determined to achieve company's diversified and comprehensive **business strategy**.

Following the market trend and increasing demand of precision-based Industrial Air Compressor, **PUMA** has designed and developed a range of low-vibration, low-noise, high performance and microcomputer controlled, frequency converted (VSD, variable-speed drive) Piston, Screw and Scroll type, Oil Free as well as Oil Lube air compressors application for Medical, Industrial, Professional, General, Food, and Chemical industries.

Not only does **PUMA** keep on researching and making innovation on our products, we also enforce our **quality policy**, "Better than better", on a daily basis. Furthermore, **PUMA** also masters on the high quality products and efficient management as core strategy competitive ability. To compete in the global market, we have obtained the ISO 9001 / 13485, CE / REACH, UL / FDA, CSA certificates, Taiwan Excellence Awards, pressure vessels certified by ASME, many multi-countries' patents and trademark registration.

Up to now, we have marketed our products in 136 countries and kept the top sales in many countries. **PUMA** will never satisfy with the current achievements. We believe that success is only achieved through innovation, pursuing excellence, and utilizing the most updated managerial and technological skills to help us grow. Meanwhile, **PUMA** is not only striving for financial stability but also paying more attention to the Company Social Responsibility (C.S.R.). We adhere to our **business philosophy** to be cooperative and honest with our partners. Moreover, it is also our **responsibility and mission** to pursue social equality, having good business ethics, and provide excellent products that are environment friendly, energy saving, and quiet.

We like to create more prosperous future with our partners and achieve our **Target** — — "Where there is sunshine, there is **PUMA**".

PUMA GLOBAL-WIDE MARKETING STRATEGIC ALLIANCE NETWORK

- 136 countries distributing.
- 3,750 services centers.
- 18,000,000 air compressor in service.
- 45,000,000 air tools in service.

World Brand Globalized Service



MEDICAL



INDUSTRIAL



PROFESSIONAL



HOBBY



Where there is sunshine, there is PUMA!

WE Series

Direct Oil-less Air Compressors

- Running stably.
- Low noise.
- No oil pollution.
- High efficiency.
- Environmental protection.

QUIET



WE076



WE125



WE130AVP



WE160A-2



WE1110A-3



WE1130A-4

MODEL	HP - KW	l/min/CFM	R.P.M.	NO.	kg/cm ² /psi	l/Gal.	kg/Lbs.	cm	Remark
50HZ									
WE076	0.75 / 0.55	95 / 3.4	1400	2	8 / 115	6 / 1.5	16 / 35	46×21×53	
WE125	1.00 / 0.75	125 / 4.4	1400	2	8 / 115	23 / 6.0	24 / 52	59×29×61	
WE125A	1.50 / 1.10	180 / 6.4	1400	2	8 / 115	23 / 6.0	33 / 73	59×29×68	
WE130AVP	1.50 / 1.10	180 / 6.4	1400	2	8 / 115	30 / 8.0	41 / 90	40×40×86	
WE160A-2	3.00 / 2.20	360 / 12.7	1400	4	8 / 115	60 / 16.0	70 / 154	95×38×76	
WE1110A-3	4.50 / 3.40	540 / 19.1	1400	6	8 / 115	110 / 30.0	105 / 231	127×40×83	
WE1130A-4	6.00 / 4.50	720 / 25.4	1400	8	8 / 115	130 / 34.0	132 / 290	150×41×83	
60HZ									
WE076	0.75 / 0.55	105 / 3.7	1700	2	8 / 115	6 / 1.5	16 / 35	46×21×53	
WE125	1.00 / 0.75	140 / 4.9	1700	2	8 / 115	23 / 6.0	24 / 52	59×29×61	
WE125A	1.50 / 1.10	205 / 7.2	1700	2	8 / 115	23 / 6.0	33 / 73	59×29×68	
WE130AVP	1.50 / 1.10	205 / 7.2	1700	2	8 / 115	30 / 8.0	41 / 90	40×40×86	
WE160A-2	3.00 / 2.20	410 / 14.5	1700	4	8 / 115	60 / 16.0	70 / 154	95×38×76	
WE1110A-3	4.50 / 3.40	615 / 21.7	1700	6	8 / 115	110 / 30.0	105 / 231	127×40×83	
WE1130A-4	6.00 / 4.50	820 / 29.0	1700	8	8 / 115	130 / 34.0	132 / 290	150×41×83	

DE Series

Direct Drive Oil-Lube Series

- Compact and portable designs.
- Oil-lube models feature “monobloc” die-cast aluminum pump with cast iron cylinder.
- All models are equipped with induction motors with overload protection.
- Ideal for home and professional applications.



DE18












DE225



DE230VP



DE340

 MODEL	 HP - KW	 l/min/CFM	 R.P.M.	 NO.	 kg/cm ² /psi	 l/Gal.	 kg/Lbs.	 cm	 Remark
50HZ									
DE18	1.0 / 0.75	125 / 4.4	2800	1	8 / 115	8 / 2.2	15 / 33	50×20×53	
DE225	2.0 / 1.50	190 / 6.7	2800	1	8 / 115	23 / 6.0	24 / 53	56×29×63	
DE230VP	2.0 / 1.50	190 / 6.7	2800	1	8 / 115	30 / 8.0	42 / 93	40×40×86	
DE340	3.0 / 2.20	365 / 12.9	2800	2	8 / 115	40 / 10.5	46 / 101	65×32×63	
60HZ									
DE18	1.0 / 0.75	150 / 5.3	3400	1	8 / 115	8 / 2.2	15 / 33	50×20×53	
DE225	2.0 / 1.50	230 / 8.1	3400	1	8 / 115	23 / 6.0	24 / 53	56×29×63	
DE230VP	2.0 / 1.50	230 / 8.1	3400	1	8 / 115	30 / 8.0	42 / 93	40×40×86	
DE340	3.0 / 2.20	220 / 7.8	1700	2	8 / 115	40 / 10.5	46 / 101	65×32×63	

BE Series

Single Stage Belt Drive Series

Features:

The new single body valve design can increase compression efficiency and make maintenance very convenient. By adopting the most superior cast iron material, this air compressor is designed for industry use thus it is super water resistant. With the multi-blade heat dissipating fan, forced cooling, the heat dissipating system of this compressor is considered the best.

Usage:









Suitable for use in factories, automatic systems, auto service, finishing and any works requiring compressed air.



BE160



BE5120

										
MODEL	HP - KW	l/min/CFM	R.P.M.	NO.	kg/cm ² /psi	l/Gal.	kg/Lbs.	cm	Remark	
BE160	1.0 / 0.75	140 / 4.9	740	2	8 / 115	58 / 15	65 / 143	100x45x79		
BE290	2.0 / 1.50	270 / 9.5	880	2	8 / 115	88 / 23	90 / 198	107x51x87		
BE3100	3.0 / 2.20	420 / 14.8	880	3	8 / 115	95 / 25	105 / 231	113x53x91		
BE4120	4.0 / 3.00	530 / 18.7	880	2	8 / 115	110 / 30	140 / 308	130x57x97		
BE5120	5.0 / 3.75	705 / 24.9	780	3	8 / 115	110 / 30	160 / 352	130x57x100		
BE7160A	7.5 / 5.50	960 / 33.9	775	3	8 / 115	155 / 40	220 / 484	156x59x106		
BE10250	10.0 / 7.50	1390 / 49.1	735	3	8 / 115	228 / 60	300 / 660	159x69x125		
BE15300	15.0 / 11.00	1930 / 68.2	800	4	8 / 115	285 / 75	410 / 902	195x77x135		

BT Series

Two Stage Belt Drive Series

Features:

Special high pressure design, safety, sturdy structure for durability. Availability of special auxiliary cylinder can further enhance compression efficiency.

Usage:

Suitable for use in factories, auto maintenance plant, tire stores and special high pressure supply system.



BT5160



BT10300

MODEL	HP - KW	l/min/CFM	R.P.M.	NO.	WORK kg/cm ² /psi	l/Gal.	kg/Lbs.	cm	Remark
BT5160	5.0 / 3.75	450 / 15.9	740	3	12 / 175	155 / 40	220 / 484	156x59x106	
BT7250A	7.5 / 5.50	645 / 22.8	780	3	12 / 175	228 / 60	280 / 616	159x73x113	
BT10300	10.0 / 7.50	925 / 32.7	735	3	12 / 175	285 / 75	350 / 770	191x73x125	
BT15300	15.0 / 11.00	1340 / 47.3	740	4	12 / 175	285 / 75	410 / 902	195x77x135	

BE/BT PUMP Series

Single/Two Stage Belt Drive Series



BE1



BE5



BT5



BE2



BE7A



BT7A



BE3



BE10



BT10



BE4



BE15



BT15

MODEL	HP - KW	l/min/CFM	R.P.M.	NO.	kg/cm ² /psi	kg/Lbs.	cm	Remark
BE1	1.0 / 0.75	140 / 4.9	740	2	8 / 115	17 / 38	36×25×32	
BE2	2.0 / 1.50	270 / 9.5	880	2	8 / 115	22 / 48	37×26×35	
BE3	3.0 / 2.20	420 / 14.8	880	3	8 / 115	25 / 55	43×28×35	
BE4	4.0 / 3.00	530 / 18.7	880	2	8 / 115	37 / 81	47×30×45	
BE5	5.0 / 3.75	705 / 24.9	780	3	8 / 115	49 / 108	50×36×47	
BE7A	7.5 / 5.50	960 / 33.9	775	3	8 / 115	61 / 134	56×34×52	
BE10	10.0 / 7.50	1390 / 49.1	735	3	8 / 115	101 / 222	66×44×54	
BE15	15.0 / 11.00	1930 / 68.2	800	4	8 / 115	130 / 287	80×50×60	
BT5	5.0 / 3.75	450 / 15.9	740	3	12 / 175	50 / 110	51×39×46	
BT7A	7.5 / 5.50	645 / 22.8	780	3	12 / 175	58 / 127	53×38×50	
BT10	10.0 / 7.50	925 / 32.7	735	3	12 / 175	108 / 237	66×46×53	
BT15	15.0 / 11.00	1340 / 47.3	740	4	12 / 175	132 / 291	80×50×60	

FLOW CHART

Flow Conversion Chart

LPM l/min	CMH m ³ /hr	CFM ft ³ /min	GPM(U.K.) Gal/min	GPM(U.S.A.) Gal/min
1	0.06	0.03532	0.220	0.2642
16.667	1	0.5887	3.667	4.404
28.3153	1.699	1	6.229	7.481
4.5455	0.2727	0.1605	1	1.2011
3.785	0.2271	0.1337	0.8325	1

Conversion Factors

1. TORQUE	1 ft-lb = 1.356 nm = 0.138 kg-m 1 nm = 0.738ft-lb = 0.102 kg-m
2. LENGTH	1 m = 39.371 in = 3.281 ft 1 ft = 12 in = 0.305 m 1 in = 25.4mm
3. WEIGHT	1 lb = 0.454 kg = 16 oz 1 kg = 2.205 lb = 35.274 oz 1 oz = 28.35 g = 0.063 lb
4. POWER	1 kw = 1.341 hp 1 hp = 0.746 kw 1 CV = 1 PS = 0.735 kw
5. CONCENTRATION	1 mg/m ³ = 0.001 mg/L = 0.001 ppm 1 ppm = 1000 mg/m ³ = 1 mg/L

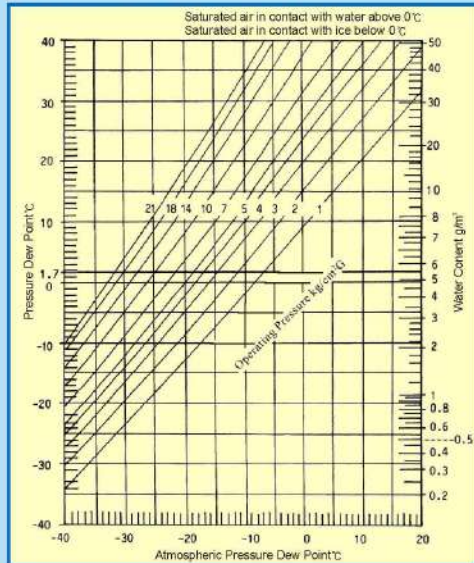
Vacuum Conversion Chart

mbar	Pa (N/m ²)	Torr (mmHg)	mmAq (H ₂ O)	atm
1	100	0.75	10.2	9.87x10 ⁻⁴
0.01	1	7.5x10 ⁻³	0.102	9.87x10 ⁻⁶
1.33	133	1	13.6	1.32x10 ⁻³
9.81x10 ⁻²	9.81	7.36x10 ⁻²	1	9.68x10 ⁻⁵
1013	101325	760	10332	1

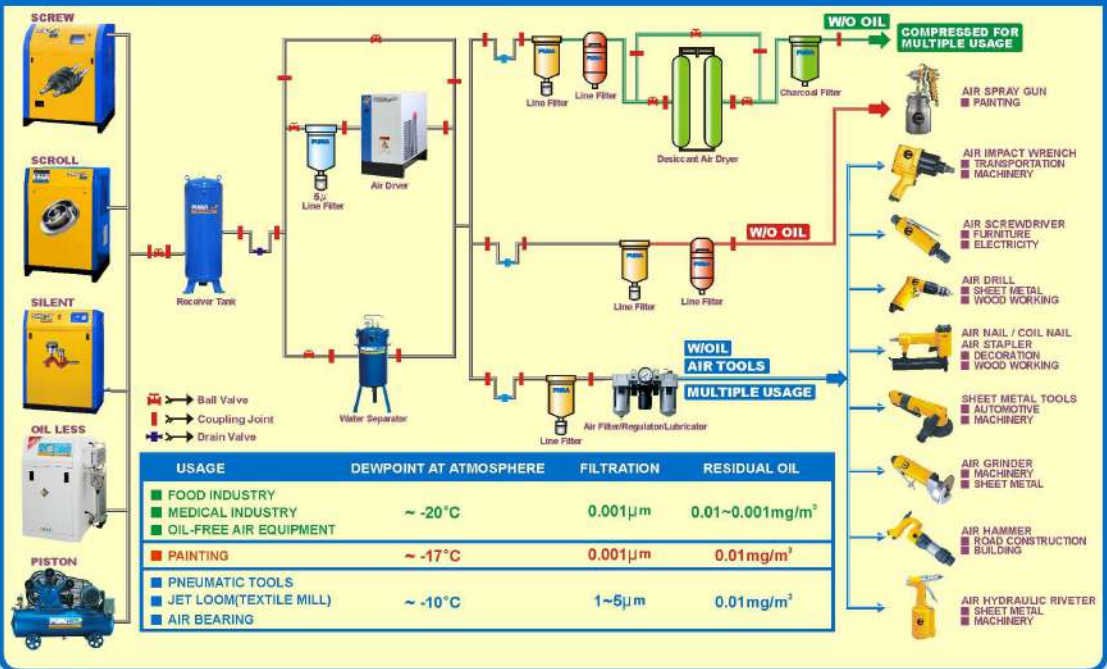
Pressure Conversion Chart

Bar	kPa	kg/cm ²	MPa	Psi
1	100	1.02	0.1	14.5
0.981	98.1	1	0.098	14.22
10	1000	10.197	1	145.036

Pressure-dew Point Conversion Table



PUMA PRODUCTS UTILITY & FLOW CHART



PUMA INDUSTRIAL CO., LTD.

OFFICE & FACTORY:

NO. 427, Sec. 2, Doujiong Rd., Tianjhong Township, Changhua County 520, Taiwan

TEL : 886-4-8761811 e-mail:sales@pumaair.com

FAX : 886-4-8752211 http://www.pumaair.com

